



MAGICURRENTS

SAN DIEGO RING 76

APRIL 2012

VOL. XXVI #4

Twice as Much Fun in April

April brings us a double dose of meeting mayhem!

Our traditional meeting, which will be on Monday April 9th, will feature an old theme recently resurrected—The Teach A Trick Night! During this meeting, 6 of our members will go table to table teaching a routine, sleight or bit of business they enjoy performing and would like to share with the rest of you. Magic will include various items from the close up realm using cards, coins, etc. Please come prepared with a deck of cards and some coins. Also, please bring a pad of paper and pen to take notes as not all teachers will have printed instructions. The six teachers scheduled for this meeting will include Tom McCarthy, Bob Meigs, Bob Pozner, Ray O'Donovan, Larry Samuels and Syd Segal.

On Tuesday April 10th, all Ring 76 members are encouraged to be back at the Lion's Club for a lecture that will definitely entertain and teach. Coming in, as part of his US tour, will be none other than BBC television star and superb sleight of hand magician,



Paul Wilson! Paul will be fresh off of a performance week and lecture at the Magic Castle and has agreed to come to San Diego prior to speaking at Magic-Con to present his unique lecture specifically for Ring 76. Paul will teach powerful and useful sleights for card and coin magic and show how a simple torn and restored napkin can be elevated to something magical, memorable and meaningful. Since this is one of the 2 lectures provided by the Ring for its members, it is absolutely free for Ring 76 members to attend. However, all non-Ring 76 members will be required to pay \$20 at the door for admittance. This lecture will begin at 7:00pm, doors to the Lion's Club shall open by 6:00pm.

— Syd Segal

Ring 76 Stage Competition

Our May meeting, which will be on the 14th, is our annual Stage Competition. Interested members are encouraged to sign up for this intense competition amongst the Ring's finest stage conjurers. As with the Close-Up competition, winners of the Stage event will receive a cash prize at our July Banquet. The time limit for each contestant is a strict 8 minutes, so start polishing up your act today and let me know if you would like to compete. Any other questions, concerns or to sign up, please contact Syd at btl6380@aol.com or at the next ring meeting.

— Syd Segal

Editor's Note: The rules for the Stage Competition can be found on the Ring 76 website: <http://www.ring76.com/html/contest>

PUBLISHED BY THE INTERNATIONAL BROTHERHOOD OF MAGICIANS

HONEST SID GERHART RING 76

EDITOR JAMES THAYER — EDITOR@RING76.COM



GOING, GOING, GONE!

March was our bi-annual Auction Night (the Auction currently alternates with the Swap Meet in our annual calendar). The meeting opened with prospective member John Coulter doing his own multiplying golf balls routine, Black and White Mystery, as his audition for membership. The routine was as smooth as a dead-center putt, and John was unanimously welcomed by an appreciative membership.

Then Kenny Shelton, unlicensed as an “auctioneer,” took center stage as the “Emcee for the Sale.” He did a great job, seldom pausing for air, and finished the night drenched in sweat and four pounds lighter.

A number of interesting items came up the auction, including a P&L hallmarked Chick Pan that was an unbelievable bargain at \$8, and a beautiful “double set” of 16 Peter Diamond multiplying bottles that brought \$250 - the high price of the evening.

The Ring normally takes 10% of the proceeds, but this year Len Cardoza donated some wonderful magic to the Ring, including the Peter Diamond multiply bottles, and the ring received 100% of the proceeds from these items. Thanks primarily to Len’s generosity, the Ring earned a remarkable \$601 from the auction.

— *Bob Meigs*

Dues

I am sorry to have to remind you of this, particularly during tax season, but Ring dues will be due soon, and I'd like you to plan ahead.

Again this year we have been able to hold dues constant to the same level as last year. They will still be \$25 and due in June. I will be collecting dues, at the meetings, from now until the end of

June, and you can either pay me in person, or mail a check to:

Richard Ustick
Treasurer, Ring 76
251 Thrasher Way
El Cajon, CA 92020.

Checks can be made out to Ring 76.

Remember, paying your dues on time is one of the ways you continue to be a member in good standing. It is also how we can continue bringing you all the goods and services you come to expect with your Ring Membership. Our venue, newsletter, website, lectures and Guest performers all are made possible because of your prompt payment of your Ring Dues.

Thank you again, and if you have any questions, please contact Richard Ustick, Treasurer, Ring 76.

— *Richard Ustick*

Election of Ring Officers

We are rapidly coming up on June, when we elect a new board of officers for the Ring. If you might be interested in serving on the Board in any capacity (see below for the offices that make up the board), now is the time to contact the Nomination Committee headed by Jeff Marcus.

As per the Ring's Constitution, the current Board has proposed a slate of candidates and has presented it to the Nomination Committee. This proposed slate is as follows:

President — Derek Ostovani
1st VP (Entertainment) — Syd Segal
2nd VP (Membership) — James Thayer
Secretary — Bob Meigs
Treasurer — Richard Ustick
Sergeant-At-Arms — Donna Greenbaum
Members-At-Large — Sherry Luft, Joe Mystic
Although not a candidate, Kenny Shelton, our Immediate Past-President, will also serve as a

(Continued on page 8)

Photos from the March Meeting



John Coulter Auditions



Goodies to be Auctioned Off




More Auction Items



Photos from the March Meeting



Richard Ustick Commences With the Reading of the Rules



Kenny Shelton Auctions a Set of Chinese Sticks



Next Up...A Visible Clown Printing Effect

A Prescription for Experienced Card Aficionados

A Review of 'UTOPIA'
by *Dani DaOrtiz*

Reviewed by Joel A Moskowitz M D
March 31, 2012

The Dani DaOrtiz DVD set *Utopia* can be summed up as offering the six essential 'P's. The six 'P's are: Personality; Perception; Persuasion; Psychology, Performance and Prestidigitation. These 'P's accompanied by Dani's oft repeated phrase "Everything is possible" are an example of perfection with cards.

This Nine and a half hour set of four DVDs are worth the cost (dollars and study time). Dealers may obtain this classic collection from Murphy's Magic. The public is advised to contact your favorite dealer.

When I was involved with the Magic Castle Library, I met several would-be actors who were interested in studying the art of magic so they would become better thespians. It was their universal belief that a successful conjurer would have the essential elements (the 6 'P's). Dani DaOrtiz reflects mastery of the 6 'P's.

At age eight, his father, a fisherman, died but Dani remembers he was a trickster. Perhaps psychological factors might account for Dani's subsequent path to prestidigitation. That he shares his thinking will benefit magicians and their audiences.

Dani DaOrtiz is capable of entertaining while at the same time, baffling the spectators. They like him. And you will too - especially where he shares his lucid methods.

DVD ONE

The viewer will be treated to live performances filmed in Portugal. Those not acquainted with Dani DaOrtiz will revel in his friendly carefree style laced with humor.


Dani DaOrtiz is a very talented card magician. He has this casual style much like the well liked Juan Tamariz, one of his mentors. DaOrtiz makes

everything look so fair and effortless; there is no hint of any sleights whatsoever during his performance. He has this pleasant and humorous character which puts everyone at ease during his performance.

The routines in the DVD set ranges from easy to tough and some even gutsy. There are some routines which have plenty of participation on the spectator's part. His patter makes the magic very enjoyable to watch and the spectators helping out were clearly enjoying themselves too.

Mathmagic particularly made a very deep impression on me. When I first saw the performance, I didn't know how it was done. This routine is like a "spectator finds the chosen card" type of routine in which everything happens in the spectator's hands — 4 spectators actually and all of them found the selected card at the same time. This is probably the most enjoyable "do as I do" or "magic using mathematics routine out there.

Another unique routine is the T&R Chink-a-Chink. This is a sympathetic coin routine using a signed card which is torn into pieces. Each piece is placed on the corner of the table and these pieces join the other pieces one at a time. At the end of the routine, the torn pieces magically restores into a full card. There are some small and easy preparations prior to the



(Continued on page 6)



(Dani DaOrtiz — Continued from page 5)

performance of this routine. This is a very strong and visual routine.

DVD TWO — FASCINATIONS:

Depth Perception — Dani's premise is that the spectator doesn't only see with the eyes but the other senses as well. In *Aces of the Deck*, he asks first if the spectator plays poker and ascertains that there will be four players. And Luis DeMatos, his spectator, picks the second player and by skillful word play he convinces the spectator that only four players will be in contention. Dani shows by skilful placement of the aces partially on the top of the deck and partly on the top of the adjoining box, the spectator imagines the aces to be sequential - actually they not. That is DaOrtiz's exhibition of the manipulation of depth (and deck) perception.

The Double Card section is demonstrated in "Twice Ahead" "Mentalism by Elimination" "Four Fly" "Aces Production" and "Chink a Chink Cards". He discusses his 'fascination' with the double lift. His philosophy is that although you can use the Elmsley Count to conceal the handling of the double card, he prefers an open display. Twice Ahead is his version of one is behind trick.

"Mentalism by Elimination" It is his version of an Ascanio mystery. He takes five cards without attention to the suits. Ace to five. Secretly, he adds one card. He has a technique for showing six cards as five. He next employs the universal shuffle, which will take some DVD rewinding to master.

In a clever one ahead subterfuge Dani asks the spectator to think of any number and before it is revealed by the spectator, Dani eliminates one card from the five card packet and low and behold, that is the precise card which Dani took out of the packet and put into the deck before the spectator announced the chosen number. And on and on.

Four Fly - a transfer of one card from one hand to another, usually done with coins.

"Aces Production" Dani enjoys and says 'very easy'. The student will not think it is 'very easy'. "Chink a

Chink with Cards" A stunning technique of mastering a double lift and double card.

A Tribute to Hofzinsler — DaOrtiz labels Hofzinsler a genius and perform and explains his version of Hofzinsler's tricks. "Number Problem" depends on an order of any ten cards. A math addict will like this.

I.E.N. — another passion blended with an obsession for mathematical themes and the personality of an engaging magician is the secret. Hofzinsler's original version had gaffed or duplicate cards but Dani accepted the 'challenge' by doing it with normal cards. One of the impressive maneuvers is to show three cards as all being the ten of clubs, using a modification of the Mexican turnover. With a bow to Ken Krenzel, Dani uses one of his innovative sleights.

Chosen Suit — Spectator is asked to select any suit - 'any suit is possible'. Dani is able to ask the spectator to pick groups of three cards or four cards out of the deck - total of 13. Ostensibly they are varying suits and with the faces down, Dani pulls out three or four which he 'thinks' is the suit the spectator chose. He is correct and what is more all the cards the spectator removed from the deck are all his suit!

Two Deck Trick — Using two colored decks - with a clever bow to Dai Vernon - his version of Hofzinsler's original trick.

Remember and Forget — Spectator has to take three cards but easy to remember. He is instructed to remember one and to 'forget' the others. Dani does it with only one spectator but Hofzinsler did it with three. The chosen card remains on the table face down. And the other two 'forgotten' cards are seemingly thrown into the center of the deck. Controlled to the top and bottom and glimpsed. Ask the spectator which is the card he remembered - if it is one of the two controlled cards, you are home free. You can switch out the one card sitting on the table and peak at that card. And for the rest of the presentation, you would do well to enjoy this plot on the DVD.



(Dani DaOrtiz — Continued from page 6)

DVD THREE — PSYCHOLOGY

Dani explains his mind blowing handling of the psychological force. Dani accomplishes miracles using his methods. So can you. These are 100% practical methods for forcing cards. You will see them used in the live performance footage. This is a complete treatise on forcing cards in the most convincing manner. Included are Dani's work on the Imaginary Deck, an incredible technique for forcing thought-of cards that makes it possible to do the Invisible Deck without gimmicked cards. Plus Dani's 100% practical handling of ACAAN as used in his professional shows.

Although when interviewed by Luis De Matos, Dani responds that he has not formally studied psychology but he has read 'books'. One gets the impression that he is embarrassed by not having an academic background. It is not necessary. He has experiential learning. His sensitivity to what makes for a successful magic performance is erudite and impressive.

Students of DaOrtiz' methods, will have to meticulously study this DVD with an open mind. How to expertly force a card, embellish this in the Invisible Deck plot (without gimmicked cards), and generating a jaw dropping Any Card at Any Number effect will be your pay off. Dani's 'in the trenches' functioning psychology, he says, will persevere in the face of scientific miracles to come. He cites the book 'Sleight of Mind' where a theme is that magicians were dealing with the principals of psychology before the science of psychology was formalized. (Reader may refer to my review of this fine book)

Imitators would strive to copy Dani's style, attitude, natural nonchalance, it won't work. Body language may be an inherent mode of Spanish speech. DaOrtiz counsels the magician needs to believe (i.e. automatic) in what they are doing; not what is next. You better think of the spectator as your friend; any other will generate unconscious conflict. Should the spectator (interrupt) demanding (asking) that he/she be allowed to shuffle the deck. It should be generously provided. On the other hand, if a alliance is made by

the magician who wants to amaze and the spectator who wants to be amazed, a grand show will result.

DaOrtiz's principal that a force starts after the card is chosen. The magician says, pensively, what trick shall I do. The brain, he informs, can only handle one concept at a time. Distraction follows by asking 'what is your name' or a general question. They are 'thinking' while you are being 'devious'. Punctuating this with gestures - palms up forward = 'I have nothing to hide.'

Viewers will strive to copy him. You must be 'natural'. You need to believe in what you are doing. Otherwise, you will be thinking about what's next. Think of the spectator as your friend. Not conflict. In other instances the spectator will defeat your 'force'. Nonchalance. if the spectator asks to shuffle a stacked deck say off course. Do another trick. It is more important that which the spectator sees more than what he hears. So body language is important - he opens his hands, gesturing that he is open.

DVD FOUR — SEMI AUTOMATIC

This may be in some hands, self-working, easy-to-do but if you have fluency with double |nbsp; lifts, palming, passes these will be easy 'everything is possible' (a refrain that Dani DaOrtiz employs often). The titles of the powerful effects: Twin Prediction; Imaginary Dice; Business Card Collectors; Missing Player; Card and Number; Abracadabra; 3 Opportunities; and, Chaotic 21 Card Trick. Master any one of more of these, and you have commercial value.

Crescendo is a four ace trick, offered as a post script, but to this reviewer's opinion is simply the whip cream on the cake.

These four DVDs are expensive but when compared to one trick DVDs for a fourth of the price, Dani DaOrtiz has offered you a bargain. There is a great deal of fine teaching in Utopia. It is prescribed for anyone interested in performing not only as a cardician but as a magical entertainer. Rx Rx Rx Rx Rx (5/5)



(Elections — Continued from page 2)

Member-At-Large as set forth in the Ring Constitution.

— James Thayer

SHOWTIME!?

The topic of public shows – community service shows, not fund-raisers – came up at the March Director’s meeting. The idea is that the Ring should put on several public-service events each year, as service to the community, and an opportunity for amateurs to perform in a public venue. Currently, the only event of this nature we are doing is the annual show for the Lions Club, which is part of our lease agreement.

The Board appointed a sub-committee, consisting of Bob Meigs, Joe Mystic, Derek Ostovani, and Syd Segal to explore membership interest and possible venues. Anyone with an interest in performing, or

"MagiToon"

by Jim Whiting & Ellen Friedman



Ring 76 2011-12 Calendar

Apr. 9	Teach-A-Trick Night
Apr 10	Lecture
May 14	Stage Competition*
June 11	Hi-Tech Magic*
July 8	Installation Banquet
Aug 13	Mentalism*

* Opportunity for Members to Perform

with ideas for venues, is encouraged to contact one or all of these committee members.

We also want to hear from anyone doing professional engagements at civic or charity events, so we don’t tread on your gigs.

Just to give you an idea of the type of performances we have in mind, possibilities include retirement homes, events for military families, and the Kid’s show at Old Town’s Cinco de Mayo. We foresee two to four performers at the event, and other members are encouraged to participate as emcees, stage hands, sound guys, or just support.

The Board thinks this is a good way for Ring 76 to contribute to the community and provide performing opportunities to members, without stepping on our “pros toes.” But more important, what do you think? Please – make your opinions known to Bob, Joe, Derek, and Syd.

— Bob Meigs

MEANWHILE, BACK AT THE LIONS CLUB...

Several Ring 76 members did a show at the Lions Club on Friday, March 30. Our lease with the Lions calls for an annual magic show, which we’ve usually done in December at the Lions’ Holiday Banquet. But this year, the Lions Club had a special fund raiser in March, so we performed early.

(Lions Club Show — Continued from page 8)

The show opened with Bob Meigs doing three routines, including sawing an audience member in half. Kenny followed with juggling and a beautiful cut-and-restored rope, which, hopefully, he may do again in our Stage Competition. It was GREAT!

Terry Godfrey did the heavy lifting as our closer. He did a very entertaining aggressive signed card out in the audience, and returned to the stage for his personalized Miser's Dream and Cups and Balls. Syd Segal handled sound, and Belinda Kaessler came to show the Ring's colors.

The show was very well received, and the participants deserve our thanks for stepping up to handle this Ring responsibility. But, speaking as one of the performers, I had a great time and didn't feel put upon in the least. As you see in the SHOWTIME!? article, this is sort of thing we might be doing more often!

— Bob Meigs

Editor's Note: Here is some feedback that we received regarding this show —

Thank you for the show. Soooo many said they have not been that entertained and laughed so much for a long time, they really really loved the show. Please extend my appreciation to the club and the entertainers, they were wonderful. Thanks you sooo much. All the money we made tonight goes to charity, no one got paid for anything, no money taken out of the proceeds, everything was donated so we could make the most money possible, so thank you very much!

Linking Ring 1948-2000

Assistance Needed

If any member has access to issues of the Linking Ring from 1948 to 2000 and is willing to share that access, please contact the MagiCurrents editor, James Thayer <editor@ring76.com>. He is doing a little research into Ring 76 history. Access to the DVD set or online access is preferred but paper copies are also acceptable.

The Roadrunner Cull

A Review of a DVD from the Ring 76 Library

SUMMARY: The "Roadrunner Cull" DVD by Kostya Kimlat is an excellent and comprehensive set of lessons on the art of culling cards. The DVD covers culling from the very beginning (the one-card Hofzinsler Cull), onto various intermediate applications of the cull, and even into advanced areas (culling half the deck for a Triumph version, or a red-black separation of the cards). The DVD concludes with performances and explanations of 5 different cull-based effects.

'Culling' cards is the secret removal of one or more cards from the pack, often performed while

spreading the cards from one hand to the other (the "spread cull"). Kostya Kimlat's Roadrunner Cull is essentially an enhancement of the process of culling the 2nd, 3rd, and/or more cards - it makes the culling of multiple cards faster and smoother.

The DVD starts with a section for beginners, going through card requirements and basic grips, then teaching the standard one-card cull (the Hofzinsler Cull). He discusses the rhythm and timing of spreading the cards to make culling easier. The beginner's section ends by teaching the culling of four of a kind (a common application of the cull, when you want to secretly separate four cards from the deck). This is where the elements of the Roadrunner Cull are introduced, to make the culling of the 2nd/3rd/4th/etc. cards easier (and it does!)

The 'intermediate section' of the DVDs discusses applications of the cull, using what we've been taught so far. Applications include using the cull for:

- ◆ card control
- ◆ a key card placement
- ◆ a force




- ◆ a variant of the Convincing Control by Larry Jennings
- ◆ culling with a reverse spread
- ◆ an out, when the selected card gets lost

He also discusses the use of the cull with a marked deck ("This is just evil!" he says) and a memorized deck (so that you can cull cards from a face-down deck).

The advanced section introduces the ideas of culling multiple cards at once (not hard using the Roadrunner Cull method), then culling half of the entire deck while spreading through the pack (either for separating the reds/blacks or for separating face-up/face-down cards in a Triumph effect). He has an interesting combination of the cull with Lennart Green's Angle Separation - this enables him to cull out two sets of cards while keeping them separate (i.e., culling the Kings and Aces, but keeping the two sets separate). Finally, he even shows a method of culling out all 4 suits, in 1 1/2 spreads - although he admits this is more of an exercise/challenge than something he'd do in performance.

Most video sections that illustrate a particular sleight/application finish with a series of clips showing the action being performed with transparent cards (except for the culled cards), with views from the audience angle, from the performer's top view, and from underneath, so you can see the actions clearly. (The end of the DVD also has multi-angle demonstrations using a full deck and no transparent cards.)



Effects: There are five effects on the DVD; Mr. Kimlat has 6 live performance videos of himself performing multiple effects at a restaurant, followed by explanations of the effects.

1. Three versions of Triumph, where the deck is jumbled up into a mixture of face-up and face-down cards, which are then 'magically' restored to face the same way; in addition, spectator card(s) end up reversed in the restored deck.
2. A red/black separation, where a thoroughly shuffled deck is shown to have divided itself into red and black colors, and the chosen card is the only 'wrong' color in a red/black spread
3. An effect where any card is called for; the card and its 'mates' are shown as reversed in the deck.

The Triumph and red/black separation become an object lesson in culling half the deck under the watchful eyes of the audience, while directing their attention to something else (looking for their selected card, for instance). The performance videos of these effects give a good idea of the presentation angles Mr. Kimlat uses while culling. In addition, he presents an "Action Half Pass" (reversing half the deck, often need in Triumph effects) as a well-masked "in transit" motion; no sleight of hand needed, just boldness and good acting.

The DVD ends with an "Extras" section:

1. an extended "Credits" sequence with references for further study
2. Excerpts of some interviews from the bonus CD that can be purchased with the DVD
3. Multi-angle views of culling - here, he has 3 different angle views (audience/performer/under the spread) of various culls using a full deck (no transparent cards): culling 1 card/4 cards/the red-black separation/the face-up and face-down separation. This segment provides a lengthier look at some of the culls; it also lets you observe his timing of the spread and card management very well.

In all, I'd highly recommend this to card workers looking to enhance their understanding of a useful sleight, the cull.

— Larry Samuels

Editor's Note: The Ring 76 DVD library is a great learning resource. Why not borrow a DVD and learn something you've always wanted to know about? And if you have some useful magic-related DVDs that you no longer need, why not consider donating them to the Ring and sharing them with the other members of the Ring?

Magic Notes

This April, Magic Mike Stilwell and some of the crew from the Magic Lounge group will be performing on a regular basis at The River Bar on El Cajon Blvd! The River Bar (which is on the back side of The Lucky Lady Card Room) is located at 5526 El Cajon Blvd (between College Blvd and 54th St.). Magic will be performed their every Sunday night from 6:00pm to 9:00pm with special guest performers including Derek Ostovani, Joe Mystic and Terry Lunceford throughout the month. There is no cover, drink specials, great food and plenty of free parking in their attached parking lot. Magic Mike welcomes everyone who loves magic or to perform to come down and hang out! Go to www.magiclounge.weebly.com for more details.



"Magic is believing in yourself, if you can do that, you can make anything happen."

— Wolfgang Von Goethe



Coming up is a show featuring R. Paul Wilson show. On April 11th, starting at 7:00pm, Paul will be at The Red Spade Theater in Old Town performing a one time only show. Paul is one of the best sleight of hand magicians in the world, and also an expert of cheating and con games. He is the brains and star behind one of the UK's hottest television shows, The Real Hustle and Take Down. To purchase your tickets for this show (\$25 a seat), please go directly to the provided link here. The Red Spade Theater is

located at 2539 Congress St. in the heart of Old Town. Come at least 30 minutes early to find parking. Parking is available on the street as well as the multiple lots located around Old Town and on Congress St.



Magic-Con is right around the corner. Magic-Con, San Diego's own conference on magic, is happening from April 12th to April 15th at the Double Tree Hotel Mission Valley (connected to Hazard Center). Registration price is still only \$199 (contact Syd Segal at bt16380@aol.com for information on how to receive this special price.)

Speakers this year include David Acer, David Blaine, Jim Steinmeyer, Piff the Magic Dragon, Tony Chang, Dani DaOrtiz, Michael Weber, Paul Wilson, Lance Pierce, and many more.

UPDATE... Just booked to the 2012 Magic-Con lineup is none other than television star Jason Alexander! Many of you know him from his time on Seinfeld, but Jason is also an accomplished magician winning numerous awards including the AMA Parlor Magician of the Year.

