



MagiCurrents

San Diego



Honest Sid Gerhart Ring 76

Volume XVI No 10 October 2002

Jeff Marcus Named Acting TVP for So. Calif.

On Wednesday, September 4th, Michael Stratman, International President of the International Brotherhood of Magicians, named Jeff Marcus of Ring 76, San Diego, the acting Territorial Vice President of Southern California. Marcus will hold that position until July of 2003 when an election for TVP will be held at the IBM Convention in Kansas City, Mo.



One of his first duties as TVP was to become better acquainted with the officers of the various IBM Rings in Southern California. That effort is being accomplished by visitations to the various Rings. Jeff's first month has kept him very busy writing letters to each of the people who have joined the IBM since January of this year.

One of his first official duties will be to install the president and board of directors of Ring 313 in Orange County. That will take place December 10th, which will also be an exchange program with Rings 76 and 313. Ring 76 will take the show for the evening to Orange County; next year Ring 313 will bring a show to San Diego for an event here.

Jeff has been interested in magic since he was a boy and is today a professional magician, having accepted his first paying show 39 years ago. He operates Alakazam Entertainment, which is a booking office for his own programs and for several clown entertainers in San Diego County. Marcus has been married for 13 years to Peg, who is well known to clown entertainers at P.J. Pineapple. She is also an expert seamstress who over the years has made professional costumes for herself and her husband and many others.

Being selected to serve as TVP is an honor. Jeff says he did not ask for the job; he was appointed and he says it is an important job and he is ready to give it all he can.

Dinner & Magic for Ring 76 members and Guests Oct 29th.

On Tuesday, evening October 29th, there will be a special dinner featuring some of the best close-up workers in San Diego at the Gathering Restaurant, 902 W. Washington Street in the Mission Hills area of the city. Taking part will be Craig Stone, Magic Mike Stilwell, and working the bar will be J.C. Wagner. Dan Thomas, the owner of the Gathering, says he is bringing in a special guest magician who will dazzle the audience with some work that will truly amaze you. This will be an exciting evening of close-up magic and fine dining.

Guests should arrive between 6:30 and 7:30; the magicians will work the room before,



The Gathering
902 W. Washington

during, and after dinner. The menu will include soup or salad; your choice of Chicken Scallopini, Pacific Salmon, or Roast Pork Loin; with potato; vegetable; coffee, tea or soda-all for \$25.00 per-person including tax and tip. Mixed drinks and wine are extra and can be added to your bill.

There is limited seating for this special dinner and it is open to Ring 76 members and their guests only. This will be an exciting evening and an opportunity to get together for a special event with your family and friends along with some great close-up magic entertainers. To make sure you have a table, call the Gathering at 619-260-0400 and make a reservation. Our party will be given a section of the restaurant for ourselves, so don't wait too long to make your reservation. Dinner and a magic show are all rolled into one fun event.

What We Learned at the IBM Convention

The September Ring 76 Meeting

The September 9th general meeting of Ring 76 was held at Jack's Magic Place with about 60 members and guests in attendance. Ring President Don Soul called the meeting to order shortly after 7 pm. Don recognized new Territorial Vice President for Southern California Jeff Marcus. (See story else where in this newsletter.) There were several announcements about the Komedy Kid Show Klinik to be held on Saturday September 21st and the Jim Cellini lecture to be held October 2nd. Jack White also announced that the Ring would produce a show to be given November 30th at the Star Theater in Oceanside.

We were finally able to present Bryan McDaniel with his performer of the year trophy. Bryan could not attend our regular awards banquet in July and has been on the road for the U.S Marine Corps with his magic and motivational program. Bryan has appeared from Hawaii to North Carolina with his entertaining lecture this spring and summer. He was voted the performer of the year by Ring 76 members.



Bryan McDaniel
& Don Soul

D a v i d




David Gutierrez
new member

Gutierrez was introduced and auditioned as a prospective member of Ring 76. David folded two \$50 dollar bills together and, as he unfolded them, they became a single \$100 dollar bill. His work was very clean and well done. We welcome this youngman as a new member of the Ring.

The theme of our September meeting was; "What I learned at the convention." The convention in question was the IBM Convention held in July here in San Diego.

Bob Ingalls, the Vice President incharge of entertainment, took over as master of ceremonies and introduced Jim Whiting, who led off with a comedy rope routine loosely based on Professor's

Nightmare but using three sets of ropes. Jim's dry sense of humor gives his work great appeal and the perfect way to open this kind of program.



Jim Whiting
telling a joke

Howard Harris, who, on past occasions, has given us some clever mental mysteries, offered up to some new mental magic that featured a very large and heavy regulation Master padlock and a handful of keys. Using the power of his mind, Howard was able to sort through the keys that would not open the lock and find the one single key that did work. Howard's routine and showmanship in selling this effect was right-on for this audience. An entertaining presentation.

David Eldridge, who has a very fine card effect featured in this issue of MagiCurrents on page seven was next on the program. David is a polished performer and presented an effect that he got the idea for during the recent IBM Convention. It was a card trick where the jokers are placed faceup in a facedown deck. Then suddenly a previously chosen card appears face down between the two face up jokers. Again, good patter and showmanship made this a truly magical moment.

David Lopez, who spent his summer in the Los Angeles area working in a band, has returned to San Diego and presented a very visual card trick he learned from Paul Gertner. A selected card is returned to the center portion of the deck. Then a quarter is wrapped in tissue paper and placed on top of the deck. When ignited, the paper burned a hole about half way through the deck. The quarter was now resting on top of the selected card. Another well-presented effect.

Diane Lane wanted to show off some of the



Diane Lane

production items she purchased at the convention and gave the audience a real surprise by producing five patriotic red, white, and blue parasols followed by a huge flag pole and American Flag from three

hankarchives she had earlier tied together. A colorful production, and done very quickly.

Don Holcomb followed Diane with more silk magic. Don produced four silks from an empty tube, then caused one to disappear, that silk magically appearing between the other two that were tied together. Don has been away from magic for many years and is getting back into the hobby in a big way. His performance style continues to improve with each appearance.

Greg Wauson was next with a very clever rope routine where he tied square knots in a hank of rope and the rope became square. After making several of these squares, he linked them together. A very clever bit of business, which kept our audience amazed and laughing. Greg finished with a new piece of



Greg Wauson
knots to you!

Gospel magic he had just received from magician Andre Kole. Greg met Kole in Arizona during the summer and Greg told Andre he did a number of Gospel summer shows and was always looking for new material. Kole was impressed and sent the prop and routine to Greg, who presented it for our group for the first time.

Phil King had a playing card mentally selected by a spectator. Suddenly that mentally selected card became the only card printed in a deck of blank cards. Phil is another fine magician who can take a small item and turn it into a big effect. He is a welcome addition to Ring 76.

Another member, Kenny Shelton, who has become a fine finger flinger, had three cards selected from the deck and then, almost quicker than the eye can believe, the three cards were reversed in the deck. Kenny has us all truly amazed with his very fast work.

Our M.C. and 1st Vice President Bob Ingalls took center stage and presented a very clever packet trick he purchased at the convention. Two jacks and two kings that changed places in the spectator's hands. Bob has spent a little time with this effect and has turned it into a clever little miracle.

Next came the very popular Terry Godfrey, who was between fair engagements and was able to attend our September meeting. Terry is a professional magician and he wanted to share with us a new warm up routine he was preparing for his walk around magic. We were treated to some of the fastest and most clever thimble magic ever. Terry has worked a whistle into his act; his dexterity with the thimbles will hold your attention through the entire routine of funny and clever work. What a treat to watch this man in action. Well done!


Don Soul then presented a card trick that was demonstrated during one of the lectures at the convention. He stood two cards on end in such a manner that they supported each other. Don then removed one card and amazingly, the remaining card stood by itself. He tore the card in half and then repeated the same trick with the halves of the card. Then he repeated the same effect with the card torn into four pieces. A nice effect.

Our final performer of the evening was Jeff Marcus, who used two decks of cards, a blue and a red deck. Jeff removed a prediction card from the blue deck after a spectator had selected a red deck for himself. The spectator spread the cards and selected one, which matched the card selected earlier from Jeff's deck. A stunning effect and presented very well by Jeff Marcus.

There was time after our regular meeting for conversation and a few more tricks. Tom McCarthy did some clever card effects at the bar. It was a good evening that proves our Ring members did learn some good magic at this summer's IBM Convention.



All of our performers: left to right, Jim Whiting, Terry Godfrey, Jeff Marcus, David Lopez, Greg Wauson, Diane Lane, David Eldridge, Howard Harris, Don Soul Phil King, seated: Kenny Shelton & Don Holcomb



By Josh London

Voodoo Card

At the last IBM meeting, Jack White asked me to think of a trick that would have something to do with Halloween or spooky magic. Well, to be honest, I had the hardest time, so I thought of the coolest haunted trick. Ashes on Palm came to mind, but everyone knows that trick, so here is Ashes on Card. You need a lighter and cards. To prepare, take one card and burn the back of it, just so that there is a burn mark about the size of a half dollar. Put that card at the bottom of the deck, cut the cards and hold a break below the burn card. You will now force that card on the spectator. Just riffle the side and ask the spectator to tell you to stop, then cut at the break, and turn your right hand (with the burn card) palm up and place the burn card face up onto the table. Tell the spectator to place his/her hand on top of the card. Make sure the audience doesn't see the back of the card as you put it to the table. Reassemble the deck and turn it face-up. Do a double lift with a wrist kill, and burn the back of the card showing. Turn the double over (with a wrist kill). Keep the deck face up and take the top card (the card without the burn mark) and place it on the back of the spectator's hand, say, "Do you feel the heat transfer?" etc. Turn the card on top of the spectator's hand; it has no burn mark; they lift their hand up, take a look at the card under their hand; it has a burn mark.

(Editors note: A "wrist kill" as mentioned above means; when your hand (left or right) is palm up, you turn it palm down. This causes the top card of the deck not to be exposed. We thank Josh London for making that move clear. We also want to congratulate Josh on having one of the card effects from his lecture printed in the October issue of "Linking Ring Magazine.")

New name badges for Ring 76 members

If you attended the last Ring 76 meeting, you may have noticed we have created a new name badge for each member. The board of directors decided in August to purchase a badge making machine and enough material to make up badges for each member. The equipment arrived the day before the September meeting. Richard Ustick,



Don Soul, and Jack White spent most of the day September 9th putting the finishing touches on the new name badges.



Richard Ustick making badges

The production was a team effort. Richard Ustick designed the background and the style for the names. He printed the names on his computer, then Don Soul cut out the names and pressed them in a special badge-making unit. Ustick linked the pinback to the name

badge with a press that seals the unit together. Jack White cooked hamburgers to feed the hungry badge makers.

Each member's name is in bold black letters on top of the IBM logo. At the October meeting look your badge over and check the spelling of your name in case there was a slip up. Any problems report to Richard Ustick. We believe we have made a new badge for each member. If you cannot find one with your name on it, check with Diane Lane.



Don Soul pressing badges

October meeting to feature
Halloween Magic. Plan
to present
your favorite effect.





Magic Pro-Tips

By Brad Burt

I am in the process of loading up the New Auto Mailbox at Magicshop.com with a series of 8-10 lessons on magic. You sign up for e-mail updates, you get 'em. Below is the first in the series. I tried to select that 'thing' about magic that stumbles a lot of first timers. How do you handle the problems that an audience, even if only an audience of one, causes when they start grabbing your props, etc. How do you handle the situation without looking like a crybaby or a jerk? Personally, I was the crybaby version. Someone would grab my props, ruining my carefully crafted presentation and almost instantly my face would squinch up, my bottom lip extending and curling over in a raging pout. Ah, the good ole days! Anyway, I realized early on that I was going to have to figure out exactly what to do about these situations and below is the short version of what I always tell students. I would be very interested in any suggestions or stories that illustrate how YOU have dealt with this problem. Take care.

This is the first of those lessons and deals with one of the critical areas of magical performance whether you are just starting out or whether you are a full-time pro. The issue? SPACE and AUDIENCE PROXIMITY. Here is a situation that you can probably see in your mind's eye...probably because it has happened to you! You are performing a trick for one or more friends and one of them reaches over and grabs the critical prop at the critical time and basically ruins the performance. Got it? Everyone, and I mean EVERYONE, has been through this. You hate it, but it happens. BUT..here's

the cool thing...it does not ever have to happen again, and I'm going to tell you how to manage things so that it does NOT happen again.

First, just simply be prepared. It is very much as if you are looking for the hitman in the shadows when you go to the store at night. Just being aware that it can happen will stop it from being a problem about 75% of the time. Why is that? Because, if you are aware of it, you can move at the same time the 'mugger' does. You can take action.

Second, you can now become more aware of SPACE and AUDIENCE PROXIMITY. Here it is: Look at the show situation. PLACE your spectators far enough away that they simply CAN'T grab anything! Trust me on this; YOU control the situation especially before anything starts! Say, "Look, let's get everyone (or you if only one person) situated like this so that everyone will be able to see exactly what is going on." See what I mean. Be the nice guy who wants to help your audience out!

It is this simple...put audience members at just that distance from you so that they cannot screw with your show. As time goes on you will KNOW who will be a problem. Not always, but mostly. Anyone drunk can be really bad news, but not necessarily. For what ever reason, women tend to grab more than men and they are FAST! It is like a Zen stone snatching trick. Watch the wise guy who seems to be in your face verbally. Watch how people are poised. Relaxed and sitting back having a good time?

Leaning forward with the skin of their face stretched tight, their eyes glowing with a feral animal lust to mess with your performance? You won't get many of that last, but I thought I should bring him up.

In the end, simply control the situation gently. People WANT to see the magic and they will almost always help you get it going by doing as you POLITELY request.



The Gathering

Bar & Grill Since 1986

BREAKFAST • LUNCH • DINNER

Free Magic Shows Weekend Evenings

902 W. Washington St. • San Diego, CA 92103 • (619) 260-0400

20% Commission

Paid for all Magic Show referrals

1. 10% finder's fee, payable directly to you
2. 10% donated directly to Ring 76-IBM

Contact Magician Michael E. Johnson
(760) 747-4627 or (858) 483-8632

View from the Cheap Seats



By Jon A. Hand

Review: Phoenix and New Phoenix, complete on CD-Rom by Walter Gibson, Bruce Elliott, Jay Marshall.

Houdini Picture Corporation has done the magic world a huge favor by releasing the complete 24-year run of this magic newsletter on one CD-Rom. Filled with hundreds of tricks contributed by the superstars of magic from 1942-1965, this is a wonderful addition to your magic library. If you were to purchase the bound volumes, the set of eight would total around \$170, but this CD-Rom is only \$20!

The full disk is indexed by type of effect, and there is an interactive search index which will find any word or phrase for you, making browsing for effects in the 1200 pages simple and quick. The disk will run on both PC and Macintosh computers because it is in the Acrobat Reader format; the AR program is even included on the disk. For those who prefer hardcopy, it is possible to print out for easier study any effect of your choice using your computer's printer.

Of course, one must be fairly computer literate to install AR and then open the CD-Rom "book," but the results are worth the effort. If you need help, bribe a computer guru with a bag of cheese puffs and a cold soft drink! Also, one really does need a fairly large monitor to simplify study of the material. The print size of the scan is tiny, and zooming in to make the print easier to read means much scrolling around on a 12" to 15" monitor, which gets irritating quickly.

The magic runs the gamut from gimmicky to pure sleight of hand, so you are sure to find things that you like, whatever your taste. The CD-Rom also includes the late Michael Skinner's checklist on the effects that he thought worth doing from each issue, a nice bonus. This disk is a great way to see if you like magic on CD-Rom, to get the entire run of the periodical for less than the price of a single bound

volume, and to add much magic to your collection, all at the same time. **Recommended.**

Cheap Seats Extra Ticket: In my regular haunting of Dollar Stores, looking for cheap magic supplies, I have found some interesting sponge items. These are on \$1 hanging blister packs, and they look like gelatin capsules containing compressed assorted color sponge figures. Place them in hot water until the capsule melts, and you have some unique sponge items for your close-up magic. I picked up a from one-to two-inches tall about about 1/8-inch thick Christmas set (silhouettes of Santas, reindeer, sleighs, Christmas trees), an Easter set (ducks, caricature bunnies, chicks, eggs), a Medieval set (sorcerers, castles, lighting bolts, magic wands, dragons), a Horoscope set (one of each of the symbols of the Horoscope), a Dinosaur set, and a Sea Creatures set. These sponge items are easy to palm and work into routines. How about using the seasonal ones for surprise endings at appropriate times of the year? Better still, buy two or three sets of the same type to come up with the necessary four identical sponges to build a routine; one could then work in color changes or figure changes, too. How about indexing the Horoscope set in various pockets and producing the one that matches a spectator's birthday? Working restaurants, one could just carry the current Horoscope figure and work it into the climax of his sponge routine for any patron who had a birthday that night. You could even use them as giveaways, as there are generally 12 on a blister pack. Brave souls could even slip an unopened capsule into a patron's coffee cup to melt while doing other tricks, and then close with a sponge routine where the final vanished item appears in the patron's coffee (just be prepared to provide the customer with a fresh coffee afterwards!). Look for these in your local stores, and have fun with them.

Aaron Fisher to Lecture Oct 16th

Aaron Fisher, the magician that Larry Jennings called the best young card man he had seen in 20-years, will present a lecture at Jack's Magic Place, Wednesday, October 16th at 7 pm. This lecture is being produced by Doug Brewer, who says Fisher's handling of the half pass is unlike any other he has ever seen.

For advance tickets contact Doug Brewer at 858-618-5576 or you can purchase tickets at the door for \$15 per-person. Aaron Fisher's lecture is guaranteed to offer some powerful ideas for anyone with a serious interest in close up magic.



MIND OVER MATTER

By David Eldridge

Equivo-Lock

Eight keys are displayed, and only one of them will open a pad lock, ala Seven Keys to Balplate by Annemann. Perhaps it is a pad lock that holds a spectator's ring captive. Have all of the keys except for the force key marked in some way. Most performers would opt to have the force key marked, but by marking all of the non-force keys there is nothing to see on the force key, the key that will have all of the heat placed on it once it has been "selected." Show the audience that the lock can be opened only by one key.

Then, have the spectators place all of the keys into a small wineglass and stir them up. After the mix, ask a spectator to remove four keys from the glass. Do not use the word "any." In other words, do not say, "Please remove any four keys you wish from the glass."

This may imply to the spectator that the four keys she removes are the "selected" keys, i.e., the keys that will be used in the experiment. Instead, simply say, "Please, remove four keys from the glass." Put a slight emphasis on the word "remove," because this is an instance where the word remove will be used to our advantage.

One of two things will happen next.

Either she will remove the force key, or she will leave it in the glass. If she removes the force key, have her hand them to you. Then, place the keys into a row with the force key second from the right or left of the spectator depending on which hand is their weak hand (this will be the hand that she does not use to work the key in the lock, stir the keys in the glass with, etc).

If one of the four keys she removes is NOT the force key, have her hand them to you, and put them in your pocket or off to the far side. Then dump the remaining four keys out of the glass, and arrange them as already described. In the first instance she has "removed" the four keys from the glass in order to use them. In the second instance, she has removed them entirely. In either case, the force key will be laid in a row with three non-force keys.

The spectator who selects the keys should be the owner of the locked ring. Tell her that you wish to test her psychic mind. Tell her that because her ring is locked onto the lock, her desire to want her ring back will cause the key that will free her ring to shine a little brighter than the others, or seem to stand out.

Tell her to hover her hands over the keys. Tell her that two of the keys are going to stand out as if they do not belong with the other two. Whichever two they are, push them forward. By using this phrase, you have given two suggestions while only appearing to have given one.

Let's break down the phrase, and I will show you what I mean. The first part of the phrase is, "Two of the keys are going to stand out." All this implies is that two of the keys are somehow going to appear different. The second part of the phrase is, "as if they do not belong with the other two keys." That part of the phrase is the key to the whole first half of the equivoque sequence. They will not belong with the other two either because they are special OR they don't belong because they are of no value. This is kind of hard to explain, but I think you get it. One of two things will happen now. Either she will push forward the force key, or she will not. If she does, take the other two keys (the ones that were not pushed forward), and place them with the other discarded keys. If she does not, pick up the two keys that she pushed forward (the ones that don't belong with the other two), and place them with the other discards. In either case the force key and one non-force key will be left on the table.

Now, tell her to concentrate on the key that will free her ring from the lock. After a brief moment, tell her to pick up one of the keys. Only one of two things can possibly happen. Either she will pick up the force key, or she will pick up the non-force key. In either event, you win. If she picks up the force key, take it from her, and hold it up. Tell her to try the key that she did not choose (the one she did not pick up). It will not, of course, open the lock. Then, as you take away the key just proven not to unlock the lock, hand her the key that she chose, and let her free her ring.

If, on the other hand, she picks up the non-force key, then the situation is handled only slightly differently. After you have asked her if she is sure, have her place the key she picked up into the pile of discarded keys, or hand it to you, and place it in your pocket, if that is where the discards are going. That way she has performed the Action of Elimination instead of you. Then, hand her the lock, let her open it, and take your bow.

Magic Notes from Jack White

Ghost Shows of the Past Remembered:

When Halloween rolls around each year, I am reminded of my days in the Ghost Show business. The Ghost Show or "Spookers" as they were often called were presented as an extra show at a movie theater at midnight. The stage show or Ghost Show would last about 45 to 55 minutes and consist of a host, usually a magician, a couple of illusions of the spooky variety and end with the theater being plunged into darkness and ghosts and other manifestations from the outer world floating back and forth on the stage. The audience would scream with delight during this period of the show.

After the stage show and an intermission so the theater could sell a little more popcorn, a horror movie was presented on-screen. These Ghost Shows were very popular from 1930 to about 1965. In the mid 60s, audiences attending midnight shows were so rowdy that managers were afraid they would destroy the theater, so they quit booking them. The Ghost Show is now almost a forgotten entertainment medium.

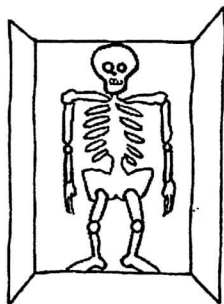
Some of the effects that were presented on those shows still have good entertainment value. I will share with you an a little illusion from Dr. Blood's Zombie Show, which was the unit I took out for six years. The effect is easy to make and packs small but plays big.

The Magician, Ghost & Girl!

Take three large pieces of cardboard-I used the kind from a refrigerator-packing crate-and paint them black. I would also cut one inch pine stripping and tack the cardboard to it, making a three-sided screen or in this case ghost cabinet.

From another piece of cardboard paint one side black to match the cabinet, the other side with white paint making the outline of a skeleton. I have used luminous paint on several of the skeletons; that will add to the effect with blacklight.

When placed black side out the skeleton is not visible and blends into the center panel of the cabinet.



On the side of the screen facing the audience, have the skeleton hanging black side out from a

small cup hook that fastens into



a string through the skull. It is an easy task to reach into the cabinet with one hand and flip the skeleton around as you are draping a white cover over the cabinet.

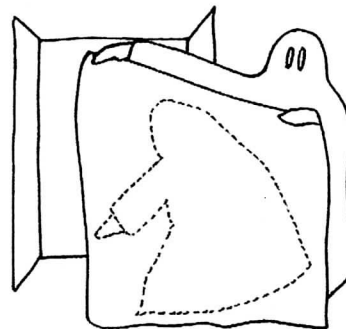
Next, out of white sheeting, make two flowing ghost costumes that slip over your head; there should be a hood attached with eyeholes. A girl with one of these costumes is hidden behind the screen.

Form the screen into a three-sided cabinet and tell your audience you are going spook hunting. But to catch a ghost is very difficult, so you will be the bait and dress like a ghost yourself. You put on one of the ghost costumes. You then pick up another sheet and drape it over the opening in the screen. While draping the cabinet you quickly flip the skeleton around behind the white sheet. Drop the sheet and show the skeleton in the center of the cabinet.

Now tell the audience you will cause the skeleton to vanish. Stand a little to the front and side of the screen, and as you pull the sheet up, pull it up so it goes higher than your head. As you do this, the girl also in a white sheet sneaks out from behind the screen

and takes the sheet in your (the magician's) place. At the same time you let go of the sheet, and as she brings it over the opening of the cabinet, you sneak into the screen area. She takes a little time draping the sheet over the screen area. While she is doing that you turn the cardboard skeleton around so it can not be seen.

You then allow your costume to fall to the floor. The assistant in the second ghost costume then walks to



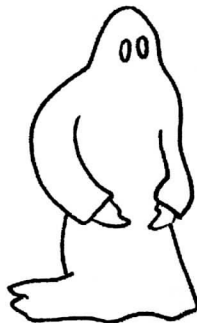
the side of the stage and fires a gun with a blank cartridge. As she fires the gun, you push the sheet off the front of the screen, and as it drops, the audience sees the magician standing where the skeleton was and the girl assistant takes off her costume and she is where the magician had been.

It is important that the assistant be about the same height and build as the magician; if they aren't, then build up the girl's ghost costume. This is one of those transformation illusions that works well with some spooky music in the background.

I have worked this illusion with a spotlight on the ghost cabinet and it works well, but it is better presented in a combination of black light and dimly lit stage. To make it even more effective, make up a story about catching ghosts near the cemetery at midnight. The late night graveyard setting gives you a reason for having the lights low.

It is a quick little illusion that will not cost a lot of money or take too much time to put together. But it can be quite effective. It was a staple of my show for years.

A word of caution: I do suggest you have a seamstress make up your ghost costumes. One season I had them made out of parachute material that would shine on the dimly lit stage. For the hood portion I had the seamstress cover a white full-head mask with material, giving it form and making it easy to put on and take off.



Have fun with it-with a little work it can be a good Halloween illusion. A big thank you to Don Soul for doing the drawings for this effect.

Ring 76 Public Show Nov 30 in Oceanside

Ring 76 Board members are working out the final details of a public show tentatively set for Saturday evening November 30th at the Star Theater in Oceanside.

Promotion and Ring liability are currently being worked out. More information will be available at the October 14th general meeting.

If you have an act and want to take part in this show please contact Jack White. We are hoping to feature as many members as possible in the show. Those not performing will be needed back stage. More information is coming.

TERRY LUNCEFORD Magician Supports the IBM & Ring 76



Brad Burt
Owner

4204 Convoy Street
San Diego, CA 92111

Information (858) 571-4749
FAX (858) 571-7943
Web Site: www.magicshop.com
E-mail: bburt@magicshop.com

HOCUS POCUS THE MAGIC SHOP

Magic ★ Games
Gags

in Seaport Village
(619) 236-1556
www.magic-gags.com



10% OFF
PURCHASE
WITH
IBM CARD

APPRAISALS
Single Items ♦ Collections
Estates



'JP' JACKSON
Conjuring Antiquarian

SPECIALIZING IN MAGIC:
Books ♦ Tricks ♦ Sets ♦ Toys.
Royal Bayreuth Figurals

PH: (858) 589-0098
5746 Tortuga Road
San Diego, CA 92124



Message from the President

It has always been my understanding that the term "brotherhood" stood for an association of people united in a common interest. The emphasis of that definition, I believe, is the word "united" and that the bonding of members of such association is understood, a "given." In such union I would expect one member to support another member in the face of adversity, particularly in situations involving animosity from outside the brotherhood.

More than just a magic club, more than just a social club, Ring 76 at least under my direction responds to the magic fraternity's needs with action, not words. Would you go to bat for another Ring member? To me, it is implied. Because one of the words in IBM is "Brotherhood," I cannot take my membership lightly nor should anyone else.

I am charged with upholding the integrity of this brotherhood we call Ring 76, and I won't retreat from what I consider my responsibilities to "promote and conserve the interests of those professionally engaged in the art of magic." I won't back down from those opposed to my understanding of what "brotherhood" means. I would do the same for you and I would expect the same from you.

I am a member of The International Brotherhood Of Magicians. I am committed.


Don Soul Ring 76 President

Diane Lane Clowns it up on television

Diane Lane has featured many San Diego magicians on her popular cable television program "Magical Moments" over the years. During a September taping of the program, Diane featured a group of local clowns who do magic. For many years Lane entertained as a clown in the character of "Snickerdoodle" but she retired that character a couple of years ago. From the candid photo taken during a rehearsal for the taping, it is obvious everyone was having a good time.



Ring 76



Board of Directors

Don Soul

President

858-484-3492

dsoul@san.rr.com

Bob Ingalls

1st Vice President

858-571-3340

bailysgp@san.rr.com

Diane Lane

2nd Vice President

858-278-1669

dvlane@san.rr.com

Jack White

Secretary

619-299-9037

prestoone@cox.net

Richard Ustick

Treasurer

619-463-2407

rustick@flash.net

Sherry Luft

Sgt. at Arms

619-543-0354

Robert Pozner

Member at Large

MagiCurrents:

MagiCurrents is published monthly by Ring 76, San Diego. Editor is Jack White, editorial offices are at 4275 University Avenue, San Diego, CA. 92105. All submissions and letters should be sent to the above address or e-mailed to prestoone@cox.net

You have just been
Amazed by:
**"Magic" Mike
Stilwell**

Resident Magician &
Goodwill Ambassador at the
Corvette Diner, 3946 5th Ave.
Tuesdays & Wednesdays
6:30 to 9:30 pm
Since 1987

(619) 660-9662

P.O. Box 1166
Rancho San Diego, CA 91979

News

The **Weingart Senior Center** is looking for one or more magicians to entertain on Halloween. If you can spare an hour or two and have an act that senior citizens would enjoy, call **Darlene at 858-748-6094 ext 303** for more information. There is a small honorarium for those taking part in the program.

The Magic Castle Swap meet is October 19th. **Bob Ingalls and Ralph Mauzy** are taking all of our leftover IBM Convention T shirts to the swap meet to sell them. All proceeds will go to the Ring Treasury. **J.P. Jackson and Marcus Day** will also have a table at the Castle Swap Meet. J.P. has been digging through this treasures of antique magic and will have some very collectable items on his table. Marcus Day will feature some rare old books from his collection.

Joel and Arlene Moskowitz are grandparents. **Sarah Tziporah Ambrose** arrived in mid-September; mother and baby are doing fine. Grandpa is already excited about teaching his new grandchild a few magic tricks. Meanwhile, **Glenn and Donna Pinto** are the proud parents of a baby boy. **Cody Ryan Pinto** was born September 4th; Donna says the only magic they are trying to teach their new son is the magic of sleeping a little longer.

Ring 76 member **Sumit Dua** is living and working in Los Angeles. He is a paramedic and getting a lot of training in the field of medicine. Sumit continues to spend much of his off duty time with his magic. He is making some changes to his recently completed video tape for future release.

Congratulations to **Belinda Kaesler**, who was just reelected president of



Ring 313 in Orange County. Ring 313 will be holding its installation banquet on December 10th at Dave & Buster's at the Irvine Spectrum. Ring 76 will present the show for that event; those performing will receive their dinner free. There will be a buffet dinner that will cost \$27 per person if you make your reservation by October 22nd. The night of the event dinner is \$30.00. This event will take place in a 120 seat showroom with a stage and high tech lighting and sound. This is going to be an exciting evening and an opportunity to meet and talk with fellow magicians in Orange County.

Cameron the magician and longtime friend of Ring 76 has circulated a newsletter that tells of the loss of his grandparents whom he had been caring for, and a number of other tramas in his life. But things are looking up for Cameron. He is getting ready to accept a longterm contract with Carnival Cruise Lines. On October 7th & 8th he will appear in a show at the North Coast Repertory Theater in Solana Beach. Cameron says this show will feature a lot of new comedy and magic not seen before. The North Coast Repertory Theater is at 9870 Lomas Santa Fe Drive, Solana Beach. Phone 858-481-1055.

Ring 76 member **Fred Kaplan**, who has taken charge of our Junior Magicians program, is hard at work. For three Saturdays in September, he and **Phil Tuttle** have held classes in

Briefs

Escondido for young aspiring magicians. The student body continues to grow with each meeting. They have handed out 20-thousand flyers telling of their program in the North County area. Kaplan has found they have a lot of competition from football, soccer and a variety of other after school programs. But they say magic is alive and well and being taught through their program.

Magician **Joel Ward** has just created a new and very fancy website promoting his magic. He would like to get feedback on his efforts from local magi. You will find his site at www.joelward.com. Take a look at it and then email him with your comments.

The August and September issues of **Linking Ring Magazine** have carried nice stories about Ring 76 and its members. The stories reflect the hard work of all our members during the July IBM Convention in San Diego. We thank everyone for their kind words, especially **Phil Willmarth**, editor of the Linking Ring Magazine.

Michael E. Johnson advises us that tickets are now on sale for the **David Copperfield Magic Show** that moves into San Diego for a three-day run in late November. Michael, a hard working professional entertainer, who somehow finds time to put out a monthly newsletter letting everyone know where he and other local magicians are showing off their talents. His is a unique and welcome service.

Make your reservations early for a Magic Show & Dinner at the Gathering Restaurant, Oct 29th. Phone 619-260-0400.



Monday, October 14th, Meeting of Ring 76

Jack's Magic Place, 4275 University Avenue.

Pre-meeting at 6:30 Meeting at 7:00 pm.

October: Magic for Halloween, A special show featuring spooky effects. Gary Salisbury has promised a look at the "Demon's Head Illusion." A new illusion from Jack White, and we are looking for each of our members to present a Halloween-themed magic effect. There will be some surprises, so plan to attend the October meeting. Let Bob Ingalls know you want to be part of the October program.

Reminder's: Next board meeting October 28th, Jack's Magic Place. Magic Show and dinner at the Gathering October 29th phone 619-260-0400 for reservations.

November 11th meeting, a routine for holiday entertaining. The holidays are coming. Lets talk about and perform a routine we use during the holiday season.

Return Address:

**4275 University Ave
San Diego, CA 92105**

In This Issue of MagiCurrents:

New TVP	Page One
Magic Show & Dinner	Page One
September Ring Meeting	Page Two
Hat Full of Tricks Josh London	Page Four
New I.D. Badges	Page Four
Magic Pro-Tips Brad Burt	Page Five
View from the Cheap Seats J. Hand	Page Six
Mind Over Matter David Aldridge	Page Seven
Magic Notes from Jack White	Page Eight
Message from the President Don Soul	Page Ten
Ring 76 News Briefs	Page Eleven