



MagiCurrents



San Diego

Recipient of the IBM's Quality Ring Award

2002-2003

Honest Sid Gerhart Ring 76

Volume XVI No 12 December 2002

Ring 76 Holiday Potluck and Show Dec 9th

The Ring 76 holiday potluck dinner and show has become a tradition. Ring treasurer Richard Ustick is buying the turkey and preparing it, 1st Vice President Bob Ingalls is bringing roast beef. The meat dishes are covered, however we are asking members to bring salads, vegetables and other side dishes.

Many members have been contacted by phone and asked if they are attending and what they should bring. The Ring is supplying desert and there will be coffee, tea and punch to drink.

If you require a special diet then you are urged to bring your own food. We will begin our social activities at 6 pm., with dinner to be served at 6:30 pm. This is about a half hour earlier than normal meetings.

The Ring will present the same program we are taking to Irvine and the Ring 313 exchange meeting the following evening. This in effect is an opportunity to rehearse our program. Here is the line up of entertainers, Jack White, master of ceremonies, David Lopez, Richard Ustick, Josh London, Bob Ingells, Diane Lane and Armando Torres.



**Last Year's Party
Richard Ustick
doing the honors:**

Fred Kaplan moves Ring 76 Junior Magic Program into high gear

One of Don Soul's priorities when he became president, of Ring 76 was to organize a Junior Magician's program for young people between the ages of 8 and 16. He asked several Ring members to take on the task, but all were too busy. In March of 2002, Fred Kaplan expressed an interest in starting an active youth group. Don and several of our board members met with Kaplan and found he had already put together a plan for teaching young people magic and had also worked out a program that would let youngsters and their parents know about the program.

By late spring the Ring 76 Junior Magicians program was in full bloom. To find his students Fred had a very slick handout printed up and was dropping them off to managers of large apartment buildings where children lived.



**Fred Kaplan teaching
a sleight of hand move
to his students during
Saturday morning class.**

Story continued on page 8

November Ring Meeting

Our November meeting was right in the middle of a heat wave that was sweeping through Southern California. The afternoon of November 11th it was 83-degrees and nearly 50 members turned out for our monthly evening of magic. A number of performers took turns behind the bar in the pre-meeting, doing coins and cards.

Ring 76 President Don Soul called the general meeting to order a few minutes after 7 and we had a short business meeting. We talked about the show we would be taking to Irvine, in Orange County, and our exchange meeting with Ring 313. We will provide six acts of 10 minutes each for that program which will take place the evening following our December Ring meeting. The same show that will be presented in Orange County will be the entertainment for our meeting in December.

The theme of the November meeting was "Holiday Magic" with Second Vice President Bob Ingalls taking over the meeting and becoming the first entertainer of the evening. Bob attended the Max Maven lecture at the Magic Castle in Hollywood in September and liked one of the mental effects that Max



Bob Ingalls

presented. Bob, with the help of Jack Evans, made up the necessary props and presented the effect. A very nice box was introduced that looked like a Christmas present. The box was opened and revealed a collection of twenty different foreign coins--all neatly arranged in rows. Ring member Jim Thayer was asked to name any one of the coins in the box. He selected a Norwegian 10 Krone coin. Bob then opened a prediction that had been in full view throughout the evening that matched the selected coin. It was one of those stunners that was difficult to follow.

Charlie Gott was next and rose to the occasion. Charlie gave us a routine from his gospel magic



Charlie Gott

show and again reminded our audience how much entertainment you can get out of some old newspaper. He took a section of the Sunday Comics and rolled the newspaper up with some comedy byplay and cut the

ends and produced a newsy Christmas tree. Charlie finished his act using a torn and restored banner to remind us not to take the Christ out of Christmas by substituting Xmas. It was a clever series of routines that fit perfectly with our November meeting.

David Eldridge, magic shop manager as well as writer and professional magician, handed an envelope to one of our members to hold. Then David invited another member of the audience on stage to join him. He presented a deck of cards; on the faces was written the States of the Union; the cards were divided into 4



David Eldridge

piles. The spectator selected a single pile. That pile was again divided until a single card was selected in a most fair manner. On the face side of the card was written the State "Nebraska." When the lady in the audience opened the envelope that was given to her at the beginning of the act, there was also a single playing card with the word "Nebraska" written on it. That was the second prediction effect of the evening and it, like the first brought a huge round of applause.

Neal Reed was our next performer who quickly produced a deck of cards and had one of the cards selected by a member of the audience. The spectator was also asked to pick a number between one and 51. The chosen card was quickly shuffled back into the deck. The cards were then dealt, one at a time and counted. When the count reached the selected number, the next card was turned over and to everyone's amazement that was the selected card. But Neal was not finished: he then with two



Neal Reed

other members from the audience, gave each of them four playing cards. All they had to do was exactly what he did. Take the top card turn it upside down and put it on the bottom of the pile. Then the next card was put face down on the bottom of the deck. The entire

pack was turned upside down and the top card is reversed and put on the bottom, and finally, reverse the top card but keep it on top of the pack. All of Neal's cards were back up, but the two spectators all had one card face up. This was done several times until it was clear Neal knew something the rest of us did not. It was very good entertainment.

Billy Rozar brought six members out of the audience to help him with another interesting routine. Six large placards were distributed to those on stage. A prediction was given to a member of the audience. Each placard had a cartoon character of a little boy suffering from some sort of misfortune. A broken arm, a missing neck, and so on. On the reverse side of each placard was a number. At random a spectator was asked to call out a number from one to six. Five was selected. On stage Sherry Luft was holding placard number five. The cartoon on Sherry's placard had the little boy who had been cut on his side. When the prediction placard was opened the little boy had a band-aid on his side. Billy's clever "Bad Dream" patter and his stage personality of standing on chairs made this an effect to remember.



Billy Rozar
David Lopez

Closing out our evening of entertainment was Tom McCarthy, who is always ready to perform and presented that popular old swindle of "Fast and Loose" with a gold chain.

Tom gives his audience a little history lesson as he presents the effect where the spectator never wins unless Tom wants them to. The lesson here being if you play this game with me there will be no Christmas. After the regular meeting adjourned, Tom had a half dozen members down on the floor teaching them the fast and loose moves. At the bar the card men were at work with one final routine for the members before they got away. The November meeting was a little looser and more informal than most of our regular meeting and we found that many of the members stayed later than usual, talking and doing a trick or two for friends.



Tom McCarthy



Our performers: Bob Ingalls, David Eldridge, Billy Rozar, Charlie Gott, Neal Reed, Tom McCarthy.

The next meeting will be the Christmas Potluck and Show, December 9th. Jack's Magic Place, 4275 University Avenue, East San Diego. Meeting and dinner at 6:30 pm.


Life Skills Magic

Youth enrichment and after-school programs, teaching the skills of life through the art of magic, always with a positive message.

Michael E. Johnson, Founder
1657 Palomar Dr.
San Marcos, CA 92069
(760) 747-4627



Strategic partnerships welcome!



By Josh London

Effect: The performer gets ready to do his favorite sponge ball routine. He produces a jet-black straw, then proceeds to "wipe" the black right off the straw leaving a brilliant white straw and a black sponge ball. Everything is examinable.

Preparation: This is a great production for your sponge ball routine; I really love it. You need a straight white straw. By straight, I mean the kind of straw that doesn't bend. The only place I have seen this kind of straw (on the west coast) is a 7-11 convenience store. You will have to cut the scoop thing off the end of the straw, but it works quite well.

You also need to obtain an Expo #2 pen; these are fairly common. This next part will take a long time, but it is well worth it. Take the pen and color the white straw black. As I said, this will take time, but be patient. Once you are done coloring the straw, you are ready to perform the trick. You need to get a black sponge ball set. Of course Goshman has these available.

Performance: Hold the straw in your left hand and display it rather freely, you have nothing to hide in that hand, at least. With your right hand, dive into your pocket and retrieve the black sponge ball. Hold it in a finger palm position. Bring your right hand to your left and place the sponge ball in front of the straw.

You will be holding the straw and sponge ball with your right hand, temporarily. The right thumb is holding the back of the straw (the side closest to you). The sponge ball is on the other side, finger palmed (the side closest to the audience). With your left hand you push the straw up.

This will cause the dry erase marker to be rubbed off the straw. Keep sliding the straw up, and display the sponge ball out the other side, much like you are pulling the sponge ball from the end of the straw.

Coming Lectures

Jay Leslie, will present a Special Ring 76, lecture on Tuesday January 14th the evening following our regularly scheduled meeting. This lecture will be **free** to all Ring members and \$15 for non-members. Lecture to be held at Jack's Magic Place, 4275 University Avenue. Lecture begins at 7 pm., seating is on a first come first served basis.

David Regal, brings his magic to San Diego February 24th at Jack's Magic Place. David is being brought in by Syd Segal, tickets are on sale for this event \$15.00 for advance sales \$20.00 at the door the night of the event. This lecture will begin at 7 pm. Seating is arranged by the date you purchased your ticket.

Ron London is tentatively set for April 15th at Jack's Magic Place, 7 pm start time. Ron London organized the hospital shows at last summer's IBM Convention. He was scheduled to lecture here last year but because of car trouble was unable to meet that commitment.

Other lectures under consideration by the Ring 76 Board of Directors are Bob Sheets with his stand up and close-up magic. Also Don Drake and his lecture on black art magic. Dates for those events will be posted when they are confirmed.

Magician
Terry Lunceford
 supports
 The IBM & Ring 76



Magic Pro-Tips

By Brad Burt

There is a long standing controversy concerning whether one should use flourishes in a card routine. I recently read a letter in which a magic teacher recommended that they not be used because they would lessen the "magic" of the tricks done with cards. Below is my answer to what I personally think is an odd point of view.....Think about this for a moment. Your teacher doesn't want to lessen the impact of a CARD TRICK!? No, really, think about that. 'You' (or us) the great magician is about to amaze the world with his POWERFUL and AWE inspiring magic! What do you pull out? A deck of cards. Ooooooooooooo! Scaring the stuffing outta me.

Look, don't get me wrong. I LOVE card magic. I have ten videos on card technique out and have been doing sleight-of-hand for over 35 years, but come on. Put yourself in the place of a layperson: Does anyone of you really believe that ANYONE of them believe that doing even the best card trick is REAL magic?

Trust me here...unless the layperson is psychotic they don't. As much as I LOVE cards, they are JUST cards. 52 pieces of paper sandwiched with plastic covers.

What I am trying to get across is that lay folk EXPECT someone who handles cards to HANDLE them with flair and grace. They LOVE to see the fans, spreads and one handed cuts. I know, I have been there performance wise, and they just DO.

A good, but brief flourish routine sets up the audience to ACCEPTYOU as the guy in charge of the show. Look, show'em your stuff and knock 'em on their collective behinds, but DON'T think that THEY think you are doing "real" magic, they don't. That's not a bad thing, it just IS. The real secret is to use Moderation AND KNOWING WHEN to put in a flourish. The problem is not with flourishes, but with the inappropriate use of them.

To wit: You are standing at your \$600 custom built table in a classy home ready to work a cocktail crowd. Things are just getting going. Knowing that you will look silly doing tricks for yourself, you do what? In my case I would do spreads, one hand cuts, springs, etc. to gain the initial attention needed to get things going by building a small crowd so I could start. Once going such shows for me were pretty much self perpetuating. One group leaves and zap another is there.

From that point on the use of flourishes was always the means to the end of making anything that I did more entertaining. The problem is when flourishes become an end in themselves. flourishes are like condiments. Like salt, pepper, mustard, you will use them at the right time and in the amount necessary to gain whatever EFFECT or ADVANTAGE upon the audience that you need to insure success of the presentation.

January Meeting:

January is our "EST" evening. EST means each member presents a trick that can be the funniest, shortest, craziest, grossest. You name it as long as it is the EST trick that you know. It will be a fun evening.

February brings our annual Close-Up Contest. This year we will have a video camera and big screen so that everyone in the room can see and judge our close up performers.

March is our annual exchange program with the Magic Guild Ring 292 in the North County. They are bringing a show to our members.



The Gathering

Bar & Grill Since 1986

BREAKFAST • LUNCH • DINNER

Free Magic Shows Weekend Evenings

902 W. Washington St. • San Diego, CA 92103 • (619) 260-0400



*Planting seeds
for a new generation.*

*Caring.
Sharing.
Giving back to the community.*

Fellowship of Honorable Magicians

1657 Palomar Dr., San Marcos, CA 92069

View from the Cheap Seats



By Jon A. Hand

Reviews on Cup & Balls Publications

Magic is experiencing a resurgence of interest in the Cups & Balls. Over the last few years, some landmark publications, such as the Ammar Complete Cups & Balls in both book and video form, have sparked this renewed enthusiasm. Two products reviewed here are a direct result of magic's new love affair with its "oldest trick."

Book: Gazzo on the Cups and Balls – Gazzo, a street performer of the highest caliber, contributes his "streetwise" cups & balls routine to the literature. This routine has been honed and shaped through thousands of performances. Gazzo uses the traditional street performer's pocket apron as pictured in centuries-old woodcuts of performers from the Middle Ages and Renaissance. He also uses his bowler hat near the end of the routine to produce a small melon! If a hat and a leather apron won't suit your character, this routine is not for you. On the other hand, the publication is not expensive, and there are many good ideas for misdirection for final loads here. Photographs are used to illustrate the routine, and the format is soft-cover spiral-bound in 8.5" x 11" pages.

Gazzo also includes some thoughts on street performance and on altering the routine "on the fly" to suit the current audience. The routine is not difficult for anyone experienced with Cups & Balls, but it takes some nerve in places, and a performer who can shape audience attention where he wants it (and thus away from where he does NOT want it). I like the routine, and I would not hesitate to learn it for a Renaissance street fair or outdoor festival. The routine is \$15, and is available directly from The School for Scoundrels, or other fine magic dealers. Recommended.

DVD Video: Carl Andrews' Tablehopping Cups & Balls

– Carl Andrews is an restaurant magician of more than 20 years experience, and he tips his

longstanding routine for two cups and balls here. In his opening remarks, Mr. Andrews details his thinking for the routine, and justifies his use of large sponge balls for his final loads, as well as his use of only two cups. It would be a shame to digest his thoughts for you here, so I refer you to the DVD with my assurance that his thinking is not only reasonable but perfectly suited to the tablehopping environment. Although the routine uses nothing more difficult than the finger palm, there are many moments that will require practice for the intermediate magician. The Williamson Striking Vanish is used to good advantage here, for example, but it will take much effort to learn this vanish if it is not in one's repertoire of moves. Andrews assumes that the viewer knows the Striking Vanish, and so he shows how he alters it to suit his routine. If one does not know this vanish, check out the Ammar book or video mentioned in my opening paragraph.

Andrews drops a ball and makes another error or two in the explanation segment. So what? His two performances (live for an audience and live in the studio) are flawless. Undoubtedly, his errors are due to interrupting the flow of the routine to teach it for the cameras. The routine segues beautifully into Andrews's "Ain't No Mo'" sponge ball routine from No Jacket Required. Fortunately, Andrews also teaches that fine routine here, a real bonus for the money.

This is a work that is tailor-made for DVD. The camera work is excellent, and the demonstration of the sleights is clear and precise. Once in a while Andrews moves a hand out of frame in the rear reveal shots, but he repeats each move enough times that several of the repetitions are well in frame. The DVD has instant access to subsections of the disk for closer study, and the rewind/ff/slow motion controls on one's DVD player make detailed study a breeze.

The routine can make one's reputation in a local restaurant, and it resets itself for the next table at each conclusion. I recommend you study it for those reasons, and then adapt your own thinking to his concepts, making up your own routine. The DVD is \$20 directly from Magicsmith, or from any fine magic dealer. Highly recommended.

I collect Cups & Balls routines as a sub-hobby within my interest of magic, so I would, of course, appreciate these. On the other hand, both routines have much of interest for those doing street magic or tablehopping/party magic. If you like Cups & Balls, you probably have your own favorite routine that you do habitually. If you are looking for a new routine, or some new ideas, look no further than these two fine publications.



MIND OVER MATTER

By David Eldridge

Blind Man's Bluff

Effect: A spectator thinks of a card in a group. The group is then shuffled back into the pack. The spectator shuffles the deck till content. The performer and the spectator now use their minds in order to locate the card.

Method: This is an idea that dates back to at least the 1930s in which only a small packet of cards was marked as opposed to the entire deck. I first learned of this idea in Annemann's booklet, SH-H-H! It's A Secret. All I have done here is changed the marking "System" and added an equivoque sequence to make the spectator appear to be the hero, not the performer.

Only six cards in the deck are marked. The identities of the cards are neither here nor there, but they should consist of a good mixture. There are several ways to mark cards, and I will leave your marks to you. All I do is place a tiny dot in the upper left and lower right hand corners of the cards. The cards do not need to be marked in such a way that you can identify the specific card from the back. You only need to know that it is one of the six. Place these six cards on top of the deck, and you are set to perform.

Shuffle the deck, but retain the top six-card stock. Thumb over the top six cards, and fan them out so that the spectator can see the faces. As you do, make some comment that you want the spectator to think of one of those cards and remember it. After a card has been mentally chosen, shuffle the packet into the deck. Give the deck to the spectator, and instruct him to shuffle it thoroughly. As the spectator is shuffling the deck, turn away from him a bit. Don't turn around completely, and don't make a big deal out of it. You only want to imply that you are not paying attention to the cards. When he is satisfied that his card is totally lost, take the deck back, and thumb over about ten cards. Fan the packet, and ask him if he sees his card. If he says, "No" the packet is discarded, and you go back to the deck for another packet of ten or

so cards, and repeat the process. If he says that he does see his card, it will, of course, be the marked card in the packet. You may run into a situation where there is more than one marked card in the packet, but I will cover that later.

If there is only one marked card in the packet, pretend to "use your psychic ability" to eliminate all but four cards. As you do this, do not look at the faces of the cards. After all but four cards have been eliminated, lay the cards into a face down row with the marked card second from your right. All that is left for you to do is use the Equivoque Subtlety described earlier to force the correct card.

Now, I will address the problem of multiple marked cards in the packet. This is not a problem, however; if this situation arises, the presentation changes. If, when the spectator says, "Yes" you see two or more marked cards in the packet, turn the packet around so that only you can see the faces. Notice which cards are the marked cards, and then pump for the correct card. In all the times I have performed this, I have come across this situation twice. In each instance there were no more than two marked cards in the packet. Usually one or two pumps is all it takes to get the identity of the card.

Try this. It has fried many a good card worker.

A Magical Moment



Those Darn Magicians and their cards.

Jr. Magicians Con't from page one

One day while handing out the flyers it began to rain. No one wants to get wet so Kaplan thought there has to be a better way to reach the youngsters and their parents. So he got in his car and drove to a north county school district and got an appointment with the district superintendent. After showing his flyer, explaining his program and doing a few magic tricks, the district gave Kaplan a letter that approved his program and allowed teachers at all of the districts schools to post his fliers.

This past summer while attending the IBM Convention in San Diego, Kaplan told a fellow



Magician Phil Tuttle
working with students

magician Phil Tuttle from Oceanside about his plans for the junior magic club and Tuttle thought it was a great idea and volunteered to be one of the teachers on the spot. The two men spent the rest of the summer printing, cutting, bundling and delivering the message

about their program. They went to a Spanish-speaking teacher and had her translate the flyer into Spanish for non-English speaking parents and children.

By September the Kaplan – Tuttle magic study group was up and running. They had a group of students in the Escondido area and had a facility that had been donated as a classroom. The students were divided into groups and each group currently meets once a month, but that may change so they can meet more frequently. Kaplan said he did not want to be a baby-sitting service. He wanted parents to attend classes with the children, and he wanted to teach them magic history, the basic moves of sleight of hand and that performing involved a lot more than just doing a bunch of tricks. It involves a little acting and personality development.

Kaplan began creating his lesson plans during the summer; he and Phil Tuttle now have a notebook full of lessons for their course. Fred visited T.J. and

Mary Coley at the Seaport Village Magic Shop, and they offered to help with some little tricks for Kaplan's students. Most of the things used by the students are made by Fred and Phil or the students themselves.

Since the program began, Don Soul and Jack White have both visited the classes and presented a little magic. Additional members are asked to help out on a Saturday morning.



Jr. Magician Alex
Harrison performs
with fellow Jr. magicians

More help is needed because Kaplan is now getting ready to take his junior magic program to the Barrio Logan area of San Diego. There he is getting the support of the community, police and City Park and Recreation department. Many of the youngsters in this group are from lower socio/economic families and have never been exposed to this kind of a learning program.

Fred Kaplan and Phil Tuttle have done much to make our Ring proud. They have extended the arm of magic to a new generation. They are reaching out to young people in an effort to keep our art alive. Many of these beginners will hopefully be our Ring members of the future.



Front row: Gabley Martinez, Page Falconieri
Kathy Dawson, Second row: Carlos Martinez,
Lenardo Garcia, Gabriel Fonseca, Alex
Harrison, Back row: Phil Tuttle and Fred
Kaplan,

Review of the David Copperfield Show

By Diane Lane

After working the Charger Blood Drive at the Town & Country Hotel, Diane Lane and Sherry Luft attended the 6 pm performance of the David Copperfield show at Civic Theater, November 26th.

Copperfield, opened the show appearing from a "Shadow Box" on a motorcycle! He proceeded on with his routines including passing through a steel wall. He performed, using two assistants from the audience, with a 'Black African Scorpion' to find a pre selected card from a deck of cards. He used his duck 'Webster' to do a nice running gag through the show, performing his routine close to the end of the show.


Copperfield picked two girls from the audience to do his underwear switch on stage. This effect has been criticized as being too sexy for a family show.

Next, Copperfield used Frisbees thrown to the audience to get assistants on stage. Once he had the assistants he had them all hold keys for a box that was suspended above the stage in full view. He had two of the assistants call out numbers and personal details which he wrote on a large screen on stage. Having those two assistants collected the keys and opened

the box. The box contained Copperfield's predictions which matched the info called out by the two assistants from the audience. David proceeded to have the two assistants kneel down and hold on to two pillars. The folks that were the key holders were asked to surround the assistants holding the pillars. Copperfield's assistants then put a large cover over the pillars. Copperfield did his magic, and when the covers were removed, a full sized car was perched upon the pillars! Much to everyone's amazement!


The show went on to have Copperfield, perform his incredible vanish from the acrylic stage over the heads of the audience with someone from the audience ending up on a beach in the South Pacific! He had a picture taken of the group from our audience in his assistants pocket, showing it on screen to prove that he was really there. Copperfield, transported back and ended up in our audience! David Copperfield also vanished a group of 13 people from chairs on stage to have them re-appear in the audience on the second level of the Civic Center! Outstanding!

The most exciting part of the show for us was meeting the magician and having our picture taken with him after his exciting show!



Sherry Luft,
David Copperfield &
Diane Lane

APPRAISALS
Single Items ♦ Collections
Estates



'JP' JACKSON
Conjuring Antiquarian

SPECIALIZING IN MAGIC:
Books ♦ Tricks ♦ Sets ♦ Toys.
Royal Bayreuth Figurals

PH: (858) 569-0098
5746 Tortuga Road
San Diego, CA 92124



CALIFORNIA MAGIC QUARTET

PERFORMING ARTS GROUP


(760) 747-4627

HOCUS POCUS


THE MAGIC SHOP

Magic ☆ Games
Gags

in Seaport Village
(619) 236-1556
www.magic-gags.com



**10% OFF
PURCHASE
WITH
IBM CARD**



Brad Burt
Owner

4204 Convoy Street
San Diego, CA 92111

Information (858) 571-4749
FAX (858) 571-7943
Web Site: www.magicshop.com
E-mail: bburt@magicshop.com



Message from the President

Looking back on the past six months I noted a significant increase in membership and attendance, an increase in enthusiasm and participation at our monthly general meetings, as well as an increase in response to the activities Ring 76 has promoted. Ahead in the next few months we have our annual swap meet and auction as well as our close-up contest in February and the stand-up contest in June. If you are reading this newsletter for the first time I urge you to become a member of Ring 76 and be part of the magic in San Diego.

With the new year approaching, it is my hope that the effort by Fred Kaplan to expand our youth group will be actively supported by the membership. Please note the story about Fred and his kids in this issue of MagiCurrents. Likewise, Bob Pozner's plan to develop a performing troupe constantly at the ready is an encouraging sign and needs our attention. Don't forget the the Ring's public show in Oceanside at the Star Theater on March 8th. There's plenty to do, and I'd like to take this opportunity to thank you for getting involved.

There's no board meeting this month and the holiday season allows all of us to catch our breath and prepare for more things to come. Take it easy, have a happy holiday, and keep coming to the meetings next year. I sincerely appreciate seeing you, and I'm sure the other members do, too.

Don Soul
President Ring 76

Classified Advertising

For Sale: Doctor's bag, ideal for carrying your complete magic act. This is a real Doctor's bag that has seen some use but still has many years of service. Buy it now for \$75.00 contact Bob Ingalls at 858-571-3340.

For Sale: Portable battery operated sound system. Ampli-box, by Perma Power. Used three times, with floor mic, and neck mic. Ideal for trade shows and outdoor engagements. \$175.00 Contact J.P. Jackson at 858 569-0096

For Sale; Vicking Haenchen Die Box, 2 door with fake, like new condition. 3 inch die never been used. \$50.00 Black with gold trim, beautiful unit. Contact J.P. Jackson at 858-569-0096

If you have some magic you want to sell list it in the "classified" section of MagiCurrents. Contact Jack White for listings.

♣ Resident Magician & Goodwill Ambassador at the Corvette Diner 1987 - 2002

♦ Member of Hollywood's Prestigious "Magic Castle" Since 1981

♥ Member of International Brotherhood of Magicians Since 1976


♠ Member of Society of American Magicians Since 1974

"Magic"
Mike Stilwell
(619) 660-9662

P.O. Box 1166
Rancho San Diego, CA 91979
email: magicmikeofsd@aol.com



Ring 76



Board of Directors

Don Soul
President
858-484-3492
dsoul@san.rr.com
Bob Ingalls
1st Vice President
858-571-3340
bailysgp@san.rr.com
Diane Lane
2nd Vice President
858-278-1669
dvlane@san.rr.com
Jack White
Secretary
619-299-9037
prestooone@cox.net
Richard Ustick
Treasurer
619-463-2407
rustick@flash.net
Sherry Luft
Sgt. at Arms
619-543-0354
Robert Pozner
Member at Large

MagiCurrents:

MagiCurrents is published monthly by Ring 76, San Diego. Editor is Jack White, editorial offices are at 4275 University Avenue, San Diego, CA. 92105. All submissions and letters should be sent to the above address or e-mailed to prestooone@cox.net

News

Las Vegas magicians **Siegfried & Roy**, with the support of Neiman Marcus, held a news conference at the Vegas Fashion Show mall and launched the Siegfried & Roy Celebrity Teddy Bear that is part of an online auction to benefit Opportunity Village, a Vegas charity for people with disabilities. The magicians are auctioning more than 150 themed bears signed by various celebrities that have visited the Siegfried & Roy show. The bears will become very collectable, and we are told the bidding has been spirited.

Big news on the local scene, **Syd Segal** has booked prominent close up magician **David Regal** for a lecture at Jack's Magic Place, February 24th at 7 pm., advance tickets are \$15; tickets at the door, according to Syd, will be \$20. Your seat is determined by when you purchase your ticket. David Regal is a very respected performer who has a series of popular videotapes in release. Mark your calendar.

J.P. Jackson attended the Yankee Gathering of magic collectors in Worcester, Massachusetts, in mid November. He was selling books from the late **Mike Rogers** Library. If you are interested in looking at the volumes that are left contact J.P. at 858-569-0096; he still has many good titles available from the Rogers collection.

Bob Ingalls and Jack White presented their combined magic show for the Allied Gardens Optimist Club. This is their third year working for this group. The audience is made up of Optimist Club members and honor



students and their families from various east county junior and senior high schools. The students are given awards for their scholastic achievements by the Optimist Club, then treated to a show from Bob & Jack. These guys must be doing something right because they are already booked for next year's event.

Al Knox called from North Carolina to wish all of his friends in San Diego County, a Happy Holiday Season. Al is continuing to do his magic in the sunny south; he says he misses his friends in California but does not miss our congested traffic conditions. Al continues to be an active Ring 76 member though he is 3000 miles away. Happy Holidays to you All

North County magician **Jack Evans** went to Laughlin, Nevada, to be the featured magician at the Clown Convention Banquet held in mid-November. Jack presented a wonderful act and stole the show. While basking in the success of the moment his car broke down near Needles, in the middle of the desert. It took mechanics nearly a week to get the parts and get Jack back on the road home. A costly trip in repair bills and lost time. We are glad to have you back home, Jack

Bob Sheets was in San Diego for the Thanksgiving Holiday and

Briefs

held a brief teach in at Jack's Magic Place the day after the holiday and gave the locals some insight into his moves with the three shells and little green pea. Bob is sporting a brand new set of realistic looking plastic shells that will not hit the market place until January. They are nice and very easy to work with. Bob is also getting ready to release a new videotape of some of his best material from working bars and restaurants. The tape was produced by San Diego's **Terry Luncford**, and will be available after the first of the year.

Diane Lane took her magic to the San Diego Charger's Blood Drive at the Town and Country Convention Center for the 9th year in a row November 26th. For many years Diane worked the Blood Drive in clown make-up, but for the last two years, she has been "**Dazzling Diane**" the magician. This year she had a little help from Cassie, her macaw, who captured the attention of young and old alike.

Underground magic sessions are being held on Saturday afternoons at the **Gathering Restaurant at 902 West Washington Street (Mission Hills)**. **Jay Styles and Chris Wilson** sit down at a table with anyone who drops by and work on new effects and talk about the magic scene in San Diego. The sessions are open to all local and visiting magicians. This could be the beginning of something exciting for magic. Meetings begin at 3 pm Saturday afternoons. Call Jay for details (619) 944-5221 Its also a good idea to order something to drink or eat to keep the restaurant going.

Monday, December 9th, Meeting of Ring 76

Jack's Magic Place, 4275 University Avenue.

Pre-meeting at 6:30 Meeting at 6:30 pm.

Our annual holiday potluck dinner and show. Ring members planning to attend are being asked to bring salad, or a side dish. Following dinner ring members will present the same show we are taking to Orange County the following evening as an exchange program with Ring 313. Get into the holiday spirit and join in the fun.

Reminders: Next board meeting January 20th 2003, Jack's Magic Place.

HAPPY HOLIDAYS

Return Address:

**4275 University Ave
San Diego, CA 92105**

In This Issue of MagiCurrents:

Holiday Potluck & Show	Page 1
Junior Magicians Group	Page 1
November Ring Meeting	Page 2
A Hat Full of Tricks Josh London	Page 4
Magic Pro-Tips Brad Burt	Page 5
View from the Cheap Seats J. Hand	Page 6
Mind Over Matter David Eldridge	Page 7
Review of David Copperfield Show	Page 9
Message from the President	Page 10
Classified Advertising	Page 10
Magic News Briefs	Page 11